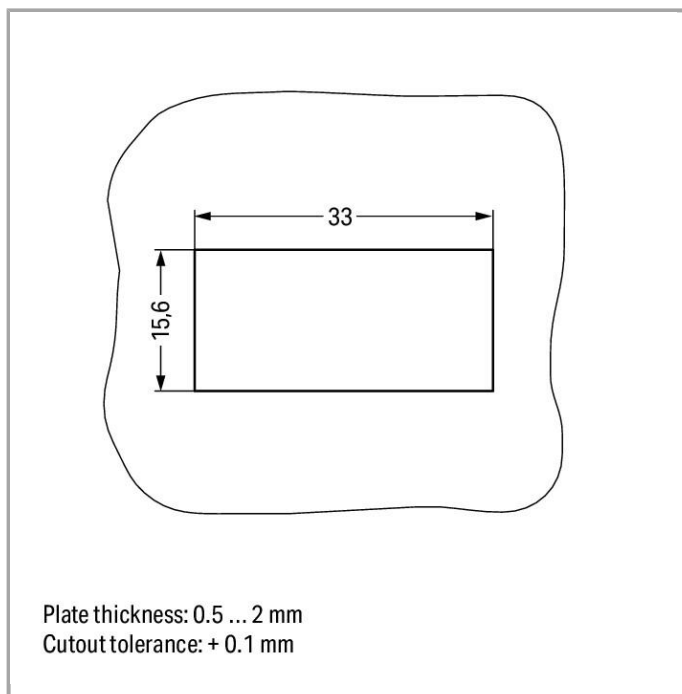
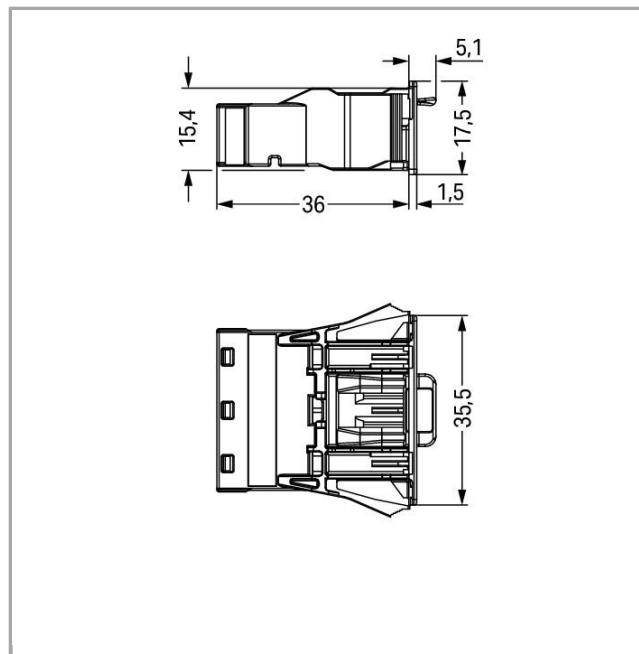



Data sheet | Item number: 770-793/081-000

Snap-in plug; 3-pole; Cod. B; 4,00 mm²; pink

770-793_081-000



Item description

- Protected against mismatching and maintenance-free

—



- Push-in CAGE CLAMP® spring pressure connection technology allows solid conductors to be simply pushed into a unit
- Two-wire connection per pole for loops or bridges
- Additional variable coding is possible
- Components can be clearly printed on and color-coded to meet custom requirements

Note:

All connectors for mounted installations (snap-in versions for lighting fixtures or devices, all types of PCB and distribution connectors) are factory-equipped with locking levers to ensure plugs and sockets are securely locked. Additional locking levers are only required for flying leads (plug /socket).

Safety information 1:

Application note for the U.S. market (USR): Some versions may also be used for current interruption in accordance with the UL certificate in select applications with currents below 16 A and voltages up to 600 V. For further information, please contact your local sales office.

Data**Electrical data**

Note on Contact Resistance	approx. 1mΩ contact resistance approx. 0.25mΩ contact transition plug/socket
----------------------------	--

Ratings per IEC/EN 60664-1

Rated voltage (III / 3)	250 V
Rated impulse voltage (III / 3)	4 kV
Rated current	25 A

Approvals per UL 1977

Rated voltage per UL 1977 (factory wiring only)	600 V
Rated current per UL 1977 (factory wiring only)	23 A

Connection data

Connection technology	Push-in CAGE CLAMP®		
Actuation type	Operating tool Push-in		
Nominal cross section	4 mm ²		
Solid conductor	0.5	4 mm ² / 20	12 AWG
Solid conductor, push-in termination	1.5	4 mm ² / 16	12 AWG
Stranded conductor	0.5	2.5 mm ² / 20	14 AWG
Fine-stranded conductor	0.5	4 mm ² / 20	12 AWG
Fine-stranded conductor with ferrule with plastic collar	0.25	1.5 mm ² / 20	16 AWG
Fine-stranded conductor with ferrule without plastic collar	0.25	2.5 mm ² / 20	14 AWG
Strip length	9 mm / 0.35 inch		



Note (strip length)	see also packaging or instructions
Total number of connection points	6
Total number of potentials	3
Conductor entry direction to mating direction	0°
No. of poles	3

Geometrical Data

Pin spacing	10 mm / 0.394 inch
Width	35.5 mm / 1.398 inch
Height	17.5 mm / 0.689 inch
Depth	36 mm / 1.417 inch

Mechanical data

Coding	B
Mating force of a plug-in connection	approx. 20 70 N (depending on pole number)
Retention force of a plug-in connection	When locked: > 80 N
Unmating force of a plug-in connection	when unlocked: approx. 20 70 N (depending on pole number)
Number of mating cycles	200, without resistive load 100, with resistive load $I_N = 25$ A, tested (4 mm ² /AWG 12)
Gehäuseblechstärke	0.5 2 mm / 0.02 0.079 inch
Mounting type	Snap-in
Marking	I+ I-
Protection class	IP20
Note on protection class	Only in mated condition with strain relief housing (These compact connectors are not designed for use in open, easily accessible areas.)
Potential marking	I+ I-

Plug connection

Contact type (pluggable connector)	Male connector/plug
Connector connection type	for conductors
Mismating protection	Yes
Locking of plug-in connection	locking lever
Locking lever	yes

Material Data

Color	pink
Insulating material	Polyamide 66 (PA 66)

Flammability class per UL94	V0
Clamping spring material	Chrome nickel spring steel (CrNi)
Contact material	Copper or copper alloy, surface-treated
Fire load	0.237 MJ
Weight	11.336 g

Environmental Requirements


Processing temperature	-5 +40 °C
Continuous operating temperature	-35 +85 °C
Note on Continuous Service Temperature	Insulating parts for temperatures ≤ 105 °C

Commercial data


Country of origin	DE
GTIN	4050821553496
Customs Tariff No.	85366990990

Approvals / Certificates

Other Approvals



Logo	Approval	Additional Approval Text	Certificate name
	cURus Underwriters Laboratories Inc.	UL 1977	E45171 Sec. 9

UL-Approvals





Logo	Approval	Additional Approval Text	Certificate name
	cURus Underwriters Laboratories Inc.	UL 1977	E45171 Sec. 9

Compatible products

tools

	Item no.: 210-719 Operating tool; Blade: 2.5 x 0.4 mm; with a partially insulated shaft	210-719
	Item no.: 770-383 Operating tool; 3-way; green	770-383

protection

	<p>Item no.: 770-360 Lockout cap; for plugs; 5-pole; separable; yellow</p>	770-360
	<p>Item no.: 770-643 Lockout cap; 3-pole; for cutouts; Plastic; black</p>	770-643
	<p>Item no.: 770-693 Lockout cap; 3-pole; for cutouts; Plastic; white</p>	770-693
Coding		
	<p>Item no.: 770-401 Coding pin; for plugs; Plastic; gray</p>	770-401

Downloads

Documentation

Bid Text

770-793/081-000	doc 23.6 kB	Download
-----------------	----------------	----------

CAD/CAE - Smart Data

CAD data

3D Download 770-793/081-000	URL	Download
-----------------------------	-----	----------

EPLAN

EPLAN Data Portal		Download
-------------------	--	----------

WSCAD

WSCAD Universe		Download
----------------	--	----------

Subject to changes.